






**WHAT DO I ORDER?**



**Residential (Old Model – Medium Speed)**

		Starlink Standard Actuated (Gen 2).
		150 ft Cord for longer runs. Ensure the ends look like the picture.
TBD determines at time of install and charged to customer.		Mounting Equipment

**Residential (New Model – Medium to High Speed)**

		Starlink Standard (Gen 3 Non-actuated).
		150 ft Cord for longer runs. Ensure the ends look like the picture. (Very similar to Ethernet)
		Standard Pipe Adapter

Commercial (High Speed)

		Starlink High-Performance
		150 ft Cord for longer runs. Ensure the ends look like the picture.
TBD determines at time of install and charged to customer.	Standard Pipe Adapter	